








METH-X PENTEST INSTRUCTIONS

	<p>Open package: tear off at dimple. Remove contents</p>		<p>Holding the tube upright, crush both ampoules (press on the 'numbers' printed on the tube). Liquid will appear in light red color.</p>	<p>Meth Ecstasy</p>
	<p>Test paper #633: fold silicon cover HALF way back and crease (do not touch paper surface under the silicon cover)</p>		<p>Holding cap with finger, shake ampoule for 10 seconds. Re-shake before each test.</p>	
	<p>Place (or swipe) sufficient amount of drug onto test paper for best results.</p>		<p>Remove cap and SLANT the tube downward (NOT vertical). Wait for liquid to fill dropper and then squeeze sides to drop liquid</p>	
<ol style="list-style-type: none"> 1. A positive must have the color shown on the color chart, regardless if other colors are present 2. Reagents do not destroy the drug being tested 3. A PenTest has sufficient liquid for at least 2 tests. Once ampoules are broken, the test should be used immediately. 4. Replace cap after using. Store out of direct sunlight. 5. Caution: keep out of reach of children. In case of contact with eye, flush well with water 				